


# Series Crosswalks

Math



Writing



Science



Reading



Social Studies



# Introduction

McGraw-Hill Education’s *College and Career Readiness Practice Workbooks* align to the College and Career Readiness Standards (CCRS) and develop the foundational skills needed for High School Equivalency success. Because the series was designed to align to a number of key standards and examination objectives within Adult Education, these workbooks can be used with a number of other McGraw-Hill Education programs.

## How to Use the Crosswalk

This document provides you with the information you need to fit this workbook series perfectly into your instruction as either stand-alone practice, or as additional practice supporting a number of other McGraw-Hill Education literacy, numeracy, and test preparation materials. With these crosswalks and reverse crosswalks, you will be able to use the CCR Practice Workbooks in the following ways:

Stand-alone Practice	Additional Practice	Pre-/Post-Assessment
Use the workbooks as stand-alone practice to determine students’ skill and content mastery levels. Use the crosswalks to determine what materials can be used to reinforce concepts not yet mastered.	Use the reverse crosswalks to determine which workbooks and lessons can help reinforce or remediate lessons within McGraw-Hill Education programs you already use.	Use the workbooks to assess student understanding before or after teaching a particular concept.

This specific document includes the crosswalks and reverse crosswalks for the Reading workbooks. If no page numbers are specified, then the entire lesson/chapter/unit references that content or skill.

## Table of Contents

### CCR Practice Workbook Alignments to Other McGraw-Hill Education Series

Use the crosswalk to identify what pages and lessons from McGraw-Hill Education titles align to each lesson within the College and Career Readiness Reading Practice Workbooks.


Reading Informational Texts CCR Practice Workbook . . . . .	2
Reading Literary Texts CCR Practice Workbook . . . . .	7

### McGraw-Hill Education Series Alignments to the CCR Practice Workbooks

Use the reverse crosswalks to identify how the College and Career Readiness Reading Practice Workbooks can be used to supplement other McGraw-Hill Education programs.

Achieving TABE Success in Reading, Level M . . . . .	11
Achieving TABE Success in Reading, Level D . . . . .	13
Achieving TABE Success in Reading, Level A . . . . .	15
High School Equivalency Basics Reading. . . . .	17
High School Equivalency Achieve Reading and Writing. . . . .	19
Reading Basics, Intermediate 1. . . . .	24
Reading Basics, Intermediate 2 . . . . .	25
Reading Basics, Advanced . . . . .	26
Workplace Skills, Reading for Information . . . . .	27

### McGraw-Hill Education College and Career Readiness Resources



## READING

# Reading Informational Text

Use the following *High School Equivalency Basics Reading*, *High School Equivalency Achieve Reading and Writing*, *Achieving TABE Success in Reading*, *Workplace Skills- Reading for Information*, and *Reading Basics* resources to provide additional practice for the following *College and Career Readiness Practice Workbook: Reading Informational Text* lessons.

## Reading Informational Text Lessons

### L1 Determine Main Idea and Cite Supporting Details

## McGraw-Hill Education Resources

### HSE Basics

- pp. 87–88, 124–126, 133–135, 141–143

### HSE Achieve – pages 35, 193

- L1.1 Determine the Main Idea
- L1.2 Identify Supporting Details
- L1.3 Identify Direct and Implied Main Ideas
- L2.2 Infer Relationships between Events, People, and Ideas
- L2.4 Determine Implicit Relationships between Ideas
- L2.5 Analyze the Role of Details in Complex Texts
- L6.2 Identify Supporting Evidence

### Achieving TABE Success – Level M

- Recognizing Details, pp. 59–62
- Recalling Details, pp. 63–66
- Recognizing the Main Idea, pp. 131–134
- Identifying the Main Idea, pp. 135–138

### Achieving TABE Success – Level D

- Identifying Details, pp. 59–62
- Recognizing Details, pp. 63–66
- Identifying the Main Idea, pp. 135–138
- Finding the Main Idea, pp. 139–142

### Achieving TABE Success – Level A

- Identifying Details, pp. 59–62
- Recognizing Details, pp. 63–66
- Finding the Main Idea, pp. 139–142
- Identifying the Main Idea, pp. 143–146
- Finding Supporting Evidence, pp. 179–182
- Using Supporting Evidence, pp. 183–186

### Reading Basics – Intermediate 1

- L1.1 Recognize and Recall Details
- L1.7 Find the Main Idea
- L2.2 Use Supporting Evidence

### Reading Basics – Intermediate 2

- L1.1 Recognize and Recall Details
- L1.7 Find the Main Idea
- L2.5 Use Supporting Evidence

### Reading Basics – Advanced

- L1.1 Recognize and Recall Details
- L1.7 Find the Main Idea
- L2.4 Use Supporting Evidence

### Workplace Skills

- L1 Identify Main Idea and Details
- L6 Identify Important Details
- L16 Recognize Underlying Details

**L2** Analyze Important Details and Summarize Ideas

**HSE Basics**

- pp. 40, 71, 88–89, 141–142

**HSE Achieve**

- L1.4 Summarize Details
- L2.5 Analyze the Role of Details in Complex Texts

**Achieving TABE Success – Level M**

- Summarizing and Paraphrasing, pp. 163–166

**Achieving TABE Success – Level D**

- Summarizing and Paraphrasing, pp. 167–170
- More Summarizing and Paraphrasing, pp. 171–174

**Achieving TABE Success – Level A**

- Summarizing and Paraphrasing, pp. 171–174
- More Summarizing and Paraphrasing, pp. 175–178

**Reading Basics – Intermediate 1**

- L1.4 Summarize and Paraphrase

**Reading Basics – Intermediate 2**

- L1.4 Summarize and Paraphrase

**Reading Basics – Advanced**

- L1.4 Summarize and Paraphrase

**Workplace Skills**

- L6 Identify Important Details

**L3** Analyze Relationships within Texts: Compare and Contrast

**HSE Basics**

- pp. 39, 41, 69, 89, 127–128

**HSE Achieve**

- pp. 116–117, 122, 129, 148, 221, 230–232
- L5.5 Analyze Author’s Intention and Effect

**Achieving TABE Success – Level M**

- Comparing and Contrasting, pp. 139–142
- Using Comparison and Contrast, pp. 143–146

**Achieving TABE Success – Level D**

- Comparing and Contrasting, pp. 143–146
- More Comparison and Contrast, pp. 147–150

**Achieving TABE Success – Level A**

- Comparing and Contrasting, pp. 147–151
- More Comparing and Contrasting, pp. 152–154

**Reading Basics – Intermediate 1**

- L1.5 Compare and Contrast

**Reading Basics – Intermediate 2**

- L3.3 Compare and Contrast

**Reading Basics – Advanced**

- L3.3 Compare and Contrast

<p><b>L4</b> Analyze Relationships within Texts: Cause and Effect</p>	<p><b>HSE Achieve</b></p> <ul style="list-style-type: none"> <li>• pp. 116–117, 123, 129, 148</li> </ul> <p><b>Achieving TABE Success – Level M</b></p> <ul style="list-style-type: none"> <li>• Recognizing Cause and Effect, pp. 155–158</li> <li>• Identifying Cause and Effect, pp. 159–162</li> </ul> <p><b>Achieving TABE Success – Level D</b></p> <ul style="list-style-type: none"> <li>• Recognizing Cause and Effect, pp. 159–162</li> <li>• Using Cause and Effect, pp. 163–166</li> </ul> <p><b>Achieving TABE Success – Level A</b></p> <ul style="list-style-type: none"> <li>• Recognizing Cause and Effect, pp. 163–166</li> <li>• Using Cause and Effect, pp. 167–170</li> </ul> <p><b>Reading Basics – Intermediate 1</b></p> <ul style="list-style-type: none"> <li>• L3.2 Identify Cause and Effect</li> </ul> <p><b>Reading Basics – Intermediate 2</b></p> <ul style="list-style-type: none"> <li>• L1.5 Identify Cause and Effect</li> </ul> <p><b>Reading Basics – Advanced</b></p> <ul style="list-style-type: none"> <li>• L1.5 Identify Cause and Effect</li> </ul>
<p><b>L5</b> Analyze Text Structure</p>	<p><b>HSE Basics</b></p> <ul style="list-style-type: none"> <li>• pp. 31–32, 38–39, 41–43, 59–60, 96–97, 102</li> </ul> <p><b>HSE Achieve</b></p> <ul style="list-style-type: none"> <li>• pp. 116–117, 119, 122–124, 148–150</li> <li>• L2.4 Determine Implicit Relationships between Ideas</li> <li>• L6.1 Identify Argument Development</li> </ul>
<p><b>L6</b> Analyze Sequence</p>	<p><b>HSE Basics</b></p> <ul style="list-style-type: none"> <li>• pp. 15, 24–25, 95</li> </ul> <p><b>HSE Achieve</b></p> <ul style="list-style-type: none"> <li>• pp. 86–87, 122, 148–150</li> <li>• L2.1 Sequence Events</li> <li>• L4.3 Analyze the Effects of Transitional and Signal Words</li> </ul> <p><b>Achieving TABE Success – Level M</b></p> <ul style="list-style-type: none"> <li>• What’s Cooking?, p. 57</li> <li>• Recognizing Sequence, pp. 67–71</li> <li>• Understanding Sequence, pp. 72–74</li> </ul> <p><b>Achieving TABE Success – Level D</b></p> <ul style="list-style-type: none"> <li>• Identifying Sequence, pp. 67–70</li> <li>• Recognizing Sequence, pp. 71–74</li> </ul> <p><b>Achieving TABE Success – Level A</b></p> <ul style="list-style-type: none"> <li>• Identifying Sequence, pp. 67–70</li> <li>• Recognizing Sequence, pp. 71–74</li> </ul> <p><b>Reading Basics – Intermediate 1</b></p> <ul style="list-style-type: none"> <li>• L2.1 Identify Sequence</li> </ul> <p><b>Reading Basics – Intermediate 2</b></p> <ul style="list-style-type: none"> <li>• L2.1 Identify Sequence</li> </ul> <p><b>Reading Basics – Advanced</b></p> <ul style="list-style-type: none"> <li>• L2.1 Identify Sequence</li> </ul> <p><b>Workplace Skills</b></p> <ul style="list-style-type: none"> <li>• L4 Follow a Series of Steps</li> <li>• L5 Apply Instructions to a Situation</li> <li>• L8 Apply Multi-Step Instructions</li> <li>• L14 Apply Instructions to New Situations</li> <li>• L15 Apply Instructions to Similar Situations</li> <li>• L19 Apply Complicated Instructions to New Situations</li> </ul>

**L7** Understand and Use Multi-step Instructions**HSE Basics**

- p. 16
- L1.2 How-To and Instructions

**HSE Achieve**

- pp. 53–54

**Achieving TABE Success – Level M**

- Use Forms, pp. 97–100

**Achieving TABE Success – Level D**

- Use Forms, pp. 109–112

**Achieving TABE Success – Level A**

- Use Forms, pp. 113–116
- Consumer Materials, p. 119

**Reading Basics – Intermediate 1**

- pp. 80, 82, 154

**Reading Basics – Intermediate 2**

- p. 162

**Reading Basics – Advanced**

- p. 82

**Workplace Skills**

- L4 Follow a Series of Steps
- L5 Apply Instructions to a Situation
- L8 Apply Multi-Step Instructions
- L14 Apply Instructions to New Situations
- L15 Apply Instructions to Similar Situations
- L19 Apply Complicated Instructions to New Situations

**L8** Determine Meaning: Technical Terms and Unknown Words**HSE Basics**

- pp. 50, 103, 105

**HSE Achieve**

- L3.3 Analyze Word Choice

**Achieving TABE Success – Level M**

- Recognizing Context Clues, pp. 37–40
- Using Context Clues, pp. 41–44
- Abbreviations, p. 58

**Achieving TABE Success – Level D**

- Recognizing Context Clues, pp. 37–40
- Using Context Clues, pp. 41–44
- Acronyms, p. 58
- More Consumer Materials, pp. 117–119

**Achieving TABE Success – Level A**

- Recognizing Context Clues, pp. 37–40
- Using Context Clues, pp. 41–44

**Workplace Skills**

- L2 Choose Correct Meanings of Words
- L3 Define Common Workplace Words
- L7 Determine Word Meanings from Reading Material
- L10 Identify Word Meanings
- L11 Identify Meanings of Acronyms
- L12 Define Technical Workplace Words
- L13 Apply Technical Words in Various Situations
- L17 Use Technical Terms and Jargon in New Situations
- L18 Identify the Less Common Meaning of a Word
- L23 Determine Meaning of Uncommon Words
- L24 Determine Meaning of Technical Terms and Jargon

**L9** Interpret Vocabulary: Denotative, Connotative and Figurative Meanings

**HSE Basics**

- pp. 69, 142
- L3.1 Ads
- L3.3 Blogs

**HSE Achieve**

- pp. 98–99, 104–105, 112–113, 176–177
- L3.1 Determine Connotative and Figurative Meanings

**Achieving TABE Success – Level M**

- Exaggerated Language, p. 176
- Identifying Style Techniques, pp. 205–208

**Achieving TABE Success – Level D**

- Similes, p. 125
- Analogies, p. 126
- Sensory Language, p. 183
- Connotations, p. 184
- Identifying Style Techniques, pp. 225–228

**Achieving TABE Success – Level A**

- Biased Language, p. 191
- Personification, p. 192
- Identifying Style Techniques, pp. 237–240

**Reading Basics – Intermediate 1**

- L2.3 Identify Style Techniques

**Reading Basics – Intermediate 2**

- L1.6 Identify Style Techniques

**Reading Basics – Advanced**

- L2.6 Identify Style Techniques

**L10** Interpret and Apply Written Policies and Procedures

**HSE Basics**

- L1.4 Workplace Documents

**HSE Achieve**

- pp. 54, 86–87, 119, 145, 188, 204–206, 219

**Reading Basics – Intermediate 1**

- pp. 26, 82, 90, 114, 146

**Reading Basics – Intermediate 2**


- pp. 26, 42, 50, 66, 90, 114

**Reading Basics – Advanced**

- pp. 18, 42, 58, 66, 106, 114, 138

**Workplace Skills**

- L9 Choose the Correct Action When Conditions Change
- L20 Determine Principles Behind Workplace Directives
- L21 Apply Principles to New Situations
- L22 Explain the Rationale Behind Workplace Communications
- L25 Apply Principles and Policies to New Situations



## READING

## Reading Literary Text

Use the following *High School Equivalency Basics Reading*, *High School Equivalency Achieve Reading and Writing*, *Achieving TABE Success in Reading*, and *Reading Basics* resources to provide additional practice for the following *College and Career Readiness Practice Workbook: Reading Literary Text* lessons.

## Reading Literary Text Lessons

## McGraw-Hill Education Resources

<p><b>L1</b> Determine Central Ideas and Supporting Details</p>	<p><b>HSE Basics</b></p> <ul style="list-style-type: none"> <li>• pp. 164–166, 207, 221</li> </ul> <p><b>HSE Achieve</b></p> <ul style="list-style-type: none"> <li>• pp. 15–16, 27–29, 40–41</li> </ul> <p><b>Achieving TABE Success – Level M</b></p> <ul style="list-style-type: none"> <li>• Recognizing Details, pp. 59–62</li> <li>• Recalling Details, pp. 63–66</li> <li>• Recognizing the Main Idea, pp. 131–134</li> <li>• Identifying the Main Idea, pp. 135–138</li> </ul> <p><b>Achieving TABE Success – Level D</b></p> <ul style="list-style-type: none"> <li>• Identifying Details, pp. 59–62</li> <li>• Recognizing Details, pp. 63–66</li> <li>• Identifying the Main Idea, pp. 135–138</li> <li>• Finding the Main Idea, pp. 139–142</li> </ul> <p><b>Achieving TABE Success – Level A</b></p> <ul style="list-style-type: none"> <li>• Identifying Details, pp. 59–62</li> <li>• Recognizing Details, pp. 63–66</li> </ul> <p><b>Reading Basics – Intermediate 1</b></p> <ul style="list-style-type: none"> <li>• L1.1 Recognize and Recall Details</li> <li>• L1.7 Find the Main Idea</li> </ul> <p><b>Reading Basics – Intermediate 2</b></p> <ul style="list-style-type: none"> <li>• L1.1 Recognize and Recall Details</li> <li>• L1.7 Find the Main Idea</li> </ul> <p><b>Reading Basics – Advanced</b></p> <ul style="list-style-type: none"> <li>• L1.1 Recognize and Recall Details</li> <li>• L1.7 Find the Main Idea</li> </ul>
<p><b>L2</b> Identify Themes</p>	<p><b>HSE Basics</b></p> <ul style="list-style-type: none"> <li>• L5.5 Theme</li> </ul> <p><b>HSE Achieve</b></p> <ul style="list-style-type: none"> <li>• pp. 48–49</li> <li>• L1.5 Identify a Theme</li> </ul>



**L3** Determine an Author's Purpose and Point of View

#### HSE Basics

- L4.3 Autobiography
- L5.3 Point of View

#### HSE Achieve

- L5.1 Determine an Author's Purpose and Point of View

#### Achieving TABE Success – Level M

- Recognizing Author's Purpose, pp. 193–196
- Recognizing Author's Effect and Intention, pp. 197–200

#### Achieving TABE Success – Level D

- Recognizing Author's Purpose, pp. 201–204
- Identifying Author's Purpose, pp. 205–208
- Recognizing Author's Effect and Intention, pp. 209–212
- Recognizing Author's Point of View, pp. 213–216
- Identifying Author's Point of View, pp. 217–220

#### Achieving TABE Success – Level A

- Recognizing Author's Purpose, pp. 209–212
- Identifying Author's Purpose, pp. 213–216
- Recognizing Author's Point of View, pp. 217–220
- Identifying Author's Point of View, pp. 221–224

#### Reading Basics – Intermediate 1

- L2.5 Recognize Author's Purpose, Effect, and Intention

#### Reading Basics – Intermediate 2

- L2.6 Identify Author's Purpose
- L3.2 Recognize Author's Effect, and Intention

#### Reading Basics – Advanced

- L1.6 Understand Author's Purpose
- L3.2 Recognize Author's Effect, and Intention

**L4** Analyze Character, Dialogue, and Setting

#### HSE Basics

- pp. 191, 234
- L5.2 Character

#### HSE Achieve

- pp. 38–39, 122, 125, 226
- L2.3 Analyze Relationships between Ideas

#### Achieving TABE Success – Level M

- Recognizing Character Traits, pp. 123–126
- Identifying Character Traits, pp. 127–130

#### Achieving TABE Success – Level D

- Identifying Character Traits, pp. 127–130
- Recognizing Character Traits, pp. 131–134

#### Achieving TABE Success – Level A

- Stereotypes, p. 130
- Identifying Character Traits, pp. 131–134
- Recognizing Character Traits, pp. 135–138

#### Reading Basics – Intermediate 1

- L3.4 Recognize Character Traits

#### Reading Basics – Intermediate 2

- L2.4 Recognize Character Traits

#### Reading Basics – Advanced

- L2.5 Recognize Character Traits

<p><b>L5</b> Analyze Plot Events</p>	<p><b>HSE Basics</b></p> <ul style="list-style-type: none"> <li>• p. 160</li> <li>• L5.1 Plot and Setting</li> </ul> <p><b>HSE Achieve</b></p> <ul style="list-style-type: none"> <li>• pp. 38, 52–53, 64–65, 118, 122, 125, 151</li> </ul>
<p><b>L6</b> Analyze Relationships within Texts: Compare and Contrast</p>	<p><b>HSE Basics</b></p> <ul style="list-style-type: none"> <li>• pp. 157, 174, 200–201, 216, 221, 226–227</li> <li>• L5.6 Text Structure</li> </ul> <p><b>HSE Achieve</b></p> <ul style="list-style-type: none"> <li>• pp. 116–117, 122, 129, 150–151, 221</li> </ul> <p><b>Achieving TABE Success – Level M</b></p> <ul style="list-style-type: none"> <li>• Comparing and Contrasting, pp. 139–142</li> <li>• Using Comparison and Contrast, pp. 143–146</li> </ul> <p><b>Achieving TABE Success – Level D</b></p> <ul style="list-style-type: none"> <li>• Comparing and Contrasting, pp. 143–146</li> <li>• More Comparison and Contrast, pp. 147–150</li> </ul> <p><b>Achieving TABE Success – Level A</b></p> <ul style="list-style-type: none"> <li>• Comparing and Contrasting, pp. 147–151</li> <li>• More Comparing and Contrasting, pp. 152–154</li> </ul> <p><b>Reading Basics – Intermediate 1</b></p> <ul style="list-style-type: none"> <li>• L1.5 Compare and Contrast</li> </ul> <p><b>Reading Basics – Intermediate 2</b></p> <ul style="list-style-type: none"> <li>• L3.3 Compare and Contrast</li> </ul> <p><b>Reading Basics – Advanced</b></p> <ul style="list-style-type: none"> <li>• L3.3 Compare and Contrast</li> </ul>
<p><b>L7</b> Analyze Relationships within Texts: Cause and Effect</p>	<p><b>HSE Basics</b></p> <ul style="list-style-type: none"> <li>• p. 221</li> </ul> <p><b>HSE Achieve</b></p> <ul style="list-style-type: none"> <li>• pp. 116–117, 123, 129</li> </ul> <p><b>Achieving TABE Success – Level M</b></p> <ul style="list-style-type: none"> <li>• Recognizing Cause and Effect, pp. 155–158</li> <li>• Identifying Cause and Effect, pp. 159–162</li> </ul> <p><b>Achieving TABE Success – Level D</b></p> <ul style="list-style-type: none"> <li>• Recognizing Cause and Effect, pp. 159–162</li> <li>• Using Cause and Effect, pp. 163–166</li> </ul> <p><b>Achieving TABE Success – Level A</b></p> <ul style="list-style-type: none"> <li>• Recognizing Cause and Effect, pp. 163–166</li> <li>• Using Cause and Effect, pp. 167–170</li> </ul> <p><b>Reading Basics – Intermediate 1</b></p> <ul style="list-style-type: none"> <li>• L3.2 Identify Cause and Effect</li> </ul> <p><b>Reading Basics – Intermediate 2</b></p> <ul style="list-style-type: none"> <li>• L1.5 Identify Cause and Effect</li> </ul> <p><b>Reading Basics – Advanced</b></p> <ul style="list-style-type: none"> <li>• L1.5 Identify Cause and Effect</li> </ul>

**L8** Make Inferences and Draw Conclusions**HSE Basics**

- pp. 207–209

**HSE Achieve**

- pp. 78, 98
- L2.2 Infer Relationships between Events, People, and Ideas

**Achieving TABE Success – Level M**

- Drawing Conclusions, pp. 147–150
- More Drawing Conclusions, pp. 151–154

**Achieving TABE Success – Level D**

- Drawing Conclusions, pp. 151–154
- More Drawing Conclusions, pp. 155–158

**Achieving TABE Success – Level A**

- Drawing Conclusions, pp. 155–158
- More Drawing Conclusions, pp. 159–162

**Reading Basics – Intermediate 1**

- L1.3 Draw Conclusions

**Reading Basics – Intermediate 2**

- L1.3 Draw Conclusions

**Reading Basics – Advanced**

- L1.3 Draw Conclusions

**L9** Interpret Language: Word Choice, Meaning, Tone, and Imagery**HSE Basics**

- pp. 158, 191–192, 232, 235–237
- L5.4 Literal and Figurative Language

**HSE Achieve**

- p. 102
- L3.1 Determine Connotative and Figurative Meanings
- L3.2 Analyze Tone

**Achieving TABE Success – Level M**

- Exaggerated Language, p. 176
- Identifying Style Techniques, pp. 205–208

**Achieving TABE Success – Level D**

- Idioms, p. 57
- Sensory Language, p. 183
- Connotations, p. 184
- Identifying Style Techniques, pp. 225–228

**Achieving TABE Success – Level A**

- Similes and Metaphors, p. 57
- Onomatopoeia, p. 58
- Identifying Style Techniques, pp. 237–240
- Recognizing Author’s Effect and Intention, pp. 241–244

**Reading Basics – Intermediate 1**


- L2.3 Identify Style Techniques

**Reading Basics – Intermediate 2**

- L1.6 Identify Style Techniques

**Reading Basics – Advanced**

- L2.6 Identify Style Techniques



# Reading

Use these *College and Career Readiness (CCR) Practice Workbooks: Reading Literary Text* and *Reading Informational Text* lessons to provide additional practice for the following *Achieving TABE Success (ATS) in Reading (Level M)* lessons.

## ATS in Reading Lesson

## CCR Practice Workbooks

ATS in Reading Lesson	CCR Practice Workbooks
<b>U1: Words in Context</b>	
Recognizing Context Clues	<b>IT L8</b> Determine Meaning: Technical Terms and Unknown Words
Using Context Clues	<b>IT L8</b> Determine Meaning: Technical Terms and Unknown Words
Abbreviations	<b>IT L8</b> Determine Meaning: Technical Terms and Unknown Words
<b>U2: Recalling Information</b>	
Recognizing Details	<b>IT L1</b> Determine Main Idea and Cite Supporting Details
	<b>LT L1</b> Determine Central Ideas and Supporting Details
Recalling Details	<b>IT L1</b> Determine Main Idea and Cite Supporting Details
	<b>LT L1</b> Determine Central Ideas and Supporting Details
What's Cooking	<b>IT L6</b> Analyze Sequence
Recognizing Sequence	<b>IT L6</b> Analyze Sequence
Understanding Sequence	<b>IT L6</b> Analyze Sequence
<b>U3: Graphic Information</b>	
Use Forms	<b>IT L7</b> Understand and Use Multi-step Instructions
<b>U4: Constructing Meaning</b>	
Comparing and Contrasting	<b>IT L3</b> Analyze Relationships within Texts: Compare and Contrast
	<b>LT L6</b> Analyze Relationships within Texts: Compare and Contrast
Drawing Conclusions	<b>LT L8</b> Make Inferences and Draw Conclusions
Finding Supporting Evidence	<b>IT L1</b> Determine Main Idea and Cite Supporting Details
Identifying Cause and Effect	<b>IT L4</b> Analyze Relationships within Texts: Cause and Effect
	<b>LT L7</b> Analyze Relationships within Texts: Cause and Effect
Identifying Character Traits	<b>LT L4</b> Analyze Character, Dialogue, and Setting

The following abbreviations represent each of the following CCR Practice Workbooks in the table

**KEY:** **IT** = Reading Informational Text    **LT** = Reading Literary Text


**ATS in Reading Lesson**

**CCR Practice Workbooks**

Identifying the Main Idea	<b>IT L1</b> Determine Main Idea and Cite Supporting Details
	<b>LT L1</b> Determine Central Ideas and Supporting Details
More Drawing Conclusions	<b>LT L8</b> Make Inferences and Draw Conclusions
Recognizing Cause and Effect	<b>IT L4</b> Analyze Relationships within Texts: Cause and Effect
	<b>LT L7</b> Analyze Relationships within Texts: Cause and Effect
Recognizing Character Traits	<b>LT L4</b> Analyze Character, Dialogue, and Setting
Recognizing the Main Idea	<b>IT L1</b> Determine Main Idea and Cite Supporting Details
	<b>LT L1</b> Determine Central Ideas and Supporting Details
Summarizing and Paraphrasing	<b>IT L2</b> Analyze Important Details and Summarize Ideas
Using Comparison and Contrast	<b>IT L3</b> Analyze Relationships within Texts: Compare and Contrast
	<b>LT L6</b> Analyze Relationships within Texts: Compare and Contrast
Using Supporting Evidence	<b>IT L1</b> Determine Main Idea and Cite Supporting Details
<b>U5: Extending Meaning</b>	
Exaggerated Language	<b>IT L9</b> Interpret Vocabulary: Denotative, Connotative and Figurative Meanings
	<b>LT L9</b> Interpret Language: Word Choice, Meaning, Tone, and Imagery
Identifying Style Techniques	<b>IT L9</b> Interpret Vocabulary: Denotative, Connotative and Figurative Meanings
	<b>LT L9</b> Interpret Language Word Choice, Meaning, Tone, and Imagery
Recognizing Author's Effect and Intention	<b>LT L3</b> Determine an Author's Purpose and Point of View
Recognizing Author's Purpose	<b>LT L3</b> Determine an Author's Purpose and Point of View

The following abbreviations represent each of the following CCR Practice Workbooks in the table

**KEY:** **IT** = Reading Informational Text    **LT** = Reading Literary Text



# Reading

Use these *College and Career Readiness (CCR) Practice Workbooks: Reading Literary Text* and *Reading Informational Text* lessons to provide additional practice for the following *Achieving TABE Success (ATS) in Reading (Level D)* lessons.

ATS in Reading Lesson	CCR Practice Workbooks
<b>U1: Words in Context</b>	
Acronyms	<b>IT L8</b> Determine Meaning: Technical Terms and Unknown Words
More Consumer Materials	<b>IT L8</b> Determine Meaning: Technical Terms and Unknown Words
Recognizing Context Clues	<b>IT L8</b> Determine Meaning: Technical Terms and Unknown Words
Using Context Clues	<b>IT L8</b> Determine Meaning: Technical Terms and Unknown Words
<b>U2: Recalling Information</b>	
Identifying Details	<b>LT L1</b> Determine Central Ideas and Supporting Details
	<b>IT L1</b> Determine Main Idea and Cite Supporting Details
Identifying Sequence	<b>IT L6</b> Analyze Sequence
Idioms	<b>LT L9</b> Interpret Language: Word Choice, Meaning, Tone, and Imagery
Recognizing Details	<b>LT L1</b> Determine Central Ideas and Supporting Details
	<b>IT L1</b> Determine Main Idea and Cite Supporting Details
Recognizing Sequence	<b>IT L6</b> Analyze Sequence
<b>U3: Graphic Information</b>	
Use Forms	<b>IT L7</b> Understand and Use Multi-step Instructions
<b>U4: Constructing Meaning</b>	
Analogies	<b>IT L9</b> Interpret Vocabulary: Denotative, Connotative and Figurative Meanings
Comparing and Contrasting	<b>LT L6</b> Analyze Relationships within Texts: Compare and Contrast
	<b>IT L3</b> Analyze Relationships within Texts: Compare and Contrast
Drawing Conclusions	<b>LT L8</b> Make Inferences and Draw Conclusions
Finding Supporting Evidence	<b>IT L1</b> Determine Main Idea and Cite Supporting Details
Finding the Main Idea	<b>LT L1</b> Determine Central Ideas and Supporting Details
	<b>IT L1</b> Determine Main Idea and Cite Supporting Details

The following abbreviations represent each of the following CCR Practice Workbooks in the table

**KEY:** **IT** = Reading Informational Text    **LT** = Reading Literary Text


**ATS in Reading Lesson**

**CCR Practice Workbooks**

Identifying Character Traits	<b>LT L4</b> Analyze Character, Dialogue, and Setting
Identifying the Main Idea	<b>LT L1</b> Determine Central Ideas and Supporting Details
	<b>IT L1</b> Determine Main Idea and Cite Supporting Details
More Comparing and Contrasting	<b>LT L6</b> Analyze Relationships within Texts: Compare and Contrast
	<b>IT L3</b> Analyze Relationships within Texts: Compare and Contrast
More Drawing Conclusions	<b>LT L8</b> Make Inferences and Draw Conclusions
More Summarizing and Paraphrasing	<b>IT L2</b> Analyze Important Details and Summarize Ideas
Recognizing Cause and Effect	<b>LT L7</b> Analyze Relationships within Texts: Cause and Effect
	<b>IT L4</b> Analyze Relationships within Texts: Cause and Effect
Recognizing Character Traits	<b>LT L4</b> Analyze Character, Dialogue, and Setting
Similes	<b>IT L9</b> Interpret Vocabulary: Denotative, Connotative and Figurative Meanings
Summarizing and Paraphrasing	<b>IT L2</b> Analyze Important Details and Summarize Ideas
Using Cause and Effect	<b>LT L7</b> Analyze Relationships within Texts: Cause and Effect
	<b>IT L4</b> Analyze Relationships within Texts: Cause and Effect
Using Supporting Evidence	<b>IT L1</b> Determine Main Idea and Cite Supporting Details
<b>U5: Extending Meaning</b>	
Connotations	<b>LT L9</b> Interpret Language: Word Choice, Meaning, Tone, and Imagery
	<b>IT L9</b> Interpret Vocabulary: Denotative, Connotative and Figurative Meanings
Identifying Author's Point of View	<b>LT L3</b> Determine an Author's Purpose and Point of View
Identifying Author's Purpose	<b>LT L3</b> Determine an Author's Purpose and Point of View
Identifying Style Techniques	<b>LT L9</b> Interpret Language: Word Choice, Meaning, Tone, and Imagery
	<b>IT L9</b> Interpret Vocabulary: Denotative, Connotative and Figurative Meanings
Recognizing Author's Effect and Intention	<b>LT L3</b> Determine an Author's Purpose and Point of View
Recognizing Author's Point of View	<b>LT L3</b> Determine an Author's Purpose and Point of View
Recognizing Author's Purpose	<b>LT L3</b> Determine an Author's Purpose and Point of View
Sensory Language	<b>LT L9</b> Interpret Language: Word Choice, Meaning, Tone, and Imagery
	<b>IT L9</b> Interpret Vocabulary: Denotative, Connotative and Figurative Meanings

The following abbreviations represent each of the following CCR Practice Workbooks in the table

**KEY:** **IT** = Reading Informational Text    **LT** = Reading Literary Text



# Reading

Use these *College and Career Readiness (CCR) Practice Workbooks: Reading Literary Text* and *Reading Informational Text* lessons to provide additional practice for the following *Achieving TABE Success (ATS) in Reading (Level A)* lessons.

ATS in Reading Lesson	CCR Practice Workbooks
<b>U1: Words in Context</b>	
Recognizing Context Clues	<b>IT L8</b> Determine Meaning: Technical Terms and Unknown Words
Using Context Clues	<b>IT L8</b> Determine Meaning: Technical Terms and Unknown Words
<b>U2: Recalling Information</b>	
Identifying Details	<b>IT L1</b> Determine Main Idea and Cite Supporting Details
	<b>LT L1</b> Determine Central Ideas and Supporting Details
Identifying Sequence	<b>IT L6</b> Analyze Sequence
Onomatopoeia	<b>LT L9</b> Interpret Language: Word Choice, Meaning, Tone, and Imagery
Recognizing Details	<b>IT L1</b> Determine Main Idea and Cite Supporting Details
	<b>LT L1</b> Determine Central Ideas and Supporting Details
Recognizing Sequence	<b>IT L6</b> Analyze Sequence
Similes and Metaphors	<b>LT L9</b> Interpret Language: Word Choice, Meaning, Tone, and Imagery
<b>U3: Graphic Information</b>	
Use Forms	<b>IT L7</b> Understand and Use Multi-step Instructions
Consumer Materials	<b>IT L7</b> Understand and Use Multi-step Instructions
<b>U4: Constructing Meaning</b>	
Comparing and Contrasting	<b>LT L6</b> Analyze Relationships within Texts: Compare and Contrast
	<b>IT L3</b> Analyze Relationships within Texts: Compare and Contrast
Drawing Conclusions	<b>LT L8</b> Make Inferences and Draw Conclusions
Finding Supporting Evidence	<b>IT L1</b> Determine Main Idea and Cite Supporting Details
Finding the Main Idea	<b>IT L1</b> Determine Main Idea and Cite Supporting Details
Identifying Character Traits	<b>LT L4</b> Analyze Character, Dialogue, and Setting

The following abbreviations represent each of the following CCR Practice Workbooks in the table


**KEY:** **IT** = Reading Informational Text    **LT** = Reading Literary Text



Identifying the Main Idea	<b>IT L1</b> Determine Main Idea and Cite Supporting Details
More Comparing and Contrasting	<b>LT L6</b> Analyze Relationships within Texts: Compare and Contrast
	<b>IT L3</b> Analyze Relationships within Texts: Compare and Contrast
More Drawing Conclusions	<b>LT L8</b> Make Inferences and Draw Conclusions
More Summarizing and Paraphrasing	<b>IT L2</b> Analyze Important Details and Summarize Ideas
Recognizing Cause and Effect	<b>LT L7</b> Analyze Relationships within Texts: Cause and Effect
	<b>IT L4</b> Analyze Relationships within Texts: Cause and Effect
Recognizing Character Traits	<b>LT L4</b> Analyze Character, Dialogue, and Setting
Stereotypes	<b>LT L4</b> Analyze Character, Dialogue, and Setting
Summarizing and Paraphrasing	<b>IT L2</b> Analyze Important Details and Summarize Ideas
Using Cause and Effect	<b>LT L7</b> Analyze Relationships within Texts: Cause and Effect
	<b>IT L4</b> Analyze Relationships within Texts: Cause and Effect
Using Supporting Evidence	<b>IT L1</b> Determine Main Idea and Cite Supporting Details
<b>U5: Constructing Meaning</b>	
Biased Language	<b>IT L9</b> Interpret Vocabulary: Denotative, Connotative and Figurative Meanings
Identifying Author's Point of View	<b>LT L3</b> Determine an Author's Purpose and Point of View
Identifying Author's Purpose	<b>LT L3</b> Determine an Author's Purpose and Point of View
Identifying Style Techniques	<b>LT L9</b> Interpret Language: Word Choice, Meaning, Tone, and Imagery
	<b>IT L9</b> Interpret Vocabulary: Denotative, Connotative and Figurative Meanings
Personification	<b>IT L9</b> Interpret Vocabulary: Denotative, Connotative and Figurative Meanings
Recognizing Author's Effect and Intention	<b>LT L9</b> Interpret Language: Word Choice, Meaning, Tone, and Imagery
Recognizing Author's Point of View	<b>LT L3</b> Determine an Author's Purpose and Point of View
Recognizing Author's Purpose	<b>LT L3</b> Determine an Author's Purpose and Point of View

The following abbreviations represent each of the following CCR Practice Workbooks in the table

**KEY:** **IT** = Reading Informational Text    **LT** = Reading Literary Text



# Reading

Use these *College and Career Readiness (CCR) Practice Workbooks: Reading Informational Text*, and *Reading Literary Text* lessons to provide additional practice for the following *High School Equivalency Basics Reading* lessons.

HSE Basics Lesson	CCR Practice Workbooks
<b>L1.1</b> Memos and Forms	<b>IT L6</b> Analyze Sequence <b>IT L7</b> Understand and Use Multi-step Instructions
<b>L1.2</b> How-To and Instructions	<b>IT L6</b> Analyze Sequence <b>IT L7</b> Understand and Use Multi-step Instructions
<b>L1.3</b> Websites	<b>IT L5</b> Analyze Text Structure
<b>L1.4</b> Workplace Documents	<b>IT L2</b> Analyze Important Details and Summarize Ideas <b>IT L3</b> Analyze Relationships within Texts: Compare and Contrast <b>IT L5</b> Analyze Text Structure <b>IT L10</b> Interpret and Apply Written Policies and Procedures
<b>L1.5</b> Graphic Documents	<b>IT L8</b> Determine Meaning: Technical Terms and Unknown Words
<b>L1.6</b> Reference Texts	<b>IT L5</b> Analyze Text Structure
<b>L1.7</b> Comparing Texts in Different Media	<b>IT L2</b> Analyze Important Details and Summarize Ideas <b>IT L3</b> Analyze Relationships within Texts: Compare and Contrast <b>IT L9</b> Interpret Vocabulary: Denotative, Connotative and Figurative Meanings
<b>L2.1</b> Textbooks and Other Educational Materials	<b>IT L1</b> Determine Main Idea and Cite Supporting Details <b>IT L2</b> Analyze Important Details and Summarize Ideas <b>IT L3</b> Analyze Relationships within Texts: Compare and Contrast <b>IT L5</b> Analyze Text Structure
<b>L2.2</b> Magazine and Newspaper Articles	<b>IT L6</b> Analyze Sequence <b>IT L5</b> Analyze Text Structure <b>IT L8</b> Determine Meaning: Technical Terms and Unknown Words
<b>L3.1</b> Ads	<b>IT L9</b> Interpret Vocabulary: Denotative, Connotative and Figurative Meanings
<b>L3.2</b> Editorials	<b>IT L1</b> Determine Main Idea and Cite Supporting Details <b>IT L3</b> Analyze Relationships within Texts: Compare and Contrast
<b>L3.3</b> Blogs	<b>IT L1</b> Determine Main Idea and Cite Supporting Details <b>IT L9</b> Interpret Vocabulary: Denotative, Connotative and Figurative Meanings

The following abbreviations represent each of the following CCR Practice Workbooks in the table


**KEY:** **IT** = Reading Informational Text    **LT** = Reading Literary Text

**HSE Basics Lesson**
**CCR Practice Workbooks**

<b>L3.4</b> Reviews and Commentaries	<b>IT L1</b> Determine Main Idea and Cite Supporting Details <b>IT L2</b> Analyze Important Details and Summarize Ideas <b>IT L9</b> Interpret Vocabulary: Denotative, Connotative and Figurative Meanings
<b>L4.1</b> Nonfiction Prose	<b>LT L5</b> Analyze Plot Events <b>LT L6</b> Analyze Relationships within Texts: Compare and Contrast
<b>L4.2</b> Biography	<b>LT L1</b> Determine Central Ideas and Supporting Details
<b>L4.3</b> Autobiography	<b>LT L3</b> Determine an Author's Purpose and Point of View <b>LT L6</b> Analyze Relationships within Texts: Compare and Contrast
<b>L5.1</b> Plot and Setting	<b>LT L4</b> Analyze Character, Dialogue, and Setting <b>LT L5</b> Analyze Plot Events
<b>L5.2</b> Character	<b>LT L4</b> Analyze Character, Dialogue, and Setting <b>LT L6</b> Analyze Relationships within Texts: Compare and Contrast
<b>L5.3</b> Point of View	<b>LT L1</b> Determine Central Ideas and Supporting Details <b>LT L3</b> Determine an Author's Purpose and Point of View <b>LT L8</b> Make Inferences and Draw Conclusions
<b>L5.4</b> Literal and Figurative Language	<b>LT L6</b> Analyze Relationships within Texts: Compare and Contrast
<b>L5.5</b> Theme	<b>LT L1</b> Determine Central Ideas and Supporting Details <b>LT L2</b> Identify Themes <b>LT L6</b> Analyze Relationships within Texts: Compare and Contrast <b>LT L7</b> Analyze Relationships within Texts: Cause and Effect
<b>L5.6</b> Text Structure	<b>LT L4</b> Analyze Character, Dialogue, and Setting <b>LT L6</b> Analyze Relationships within Texts: Compare and Contrast

The following abbreviations represent each of the following CCR Practice Workbooks in the table

**KEY:** **IT** = Reading Informational Text    **LT** = Reading Literary Text



# Reading and Writing

Use these *College and Career Readiness (CCR) Practice Workbooks: Reading Informational Text, Reading Literary Text, Extended Response and Short Answer, Sentence Structure and Mechanics, and The Writing Process* lessons to provide additional practice for the following *High School Equivalency Achieve Reading and Writing* lessons.

HSE Achieve Lesson	CCR Practice Workbooks
<b>L1.1</b> Determine the Main Idea	<b>LT L1</b> Determine Central Ideas and Supporting Details
	<b>IT L1</b> Determine Main Idea and Cite Supporting Details
	<b>SSM L8</b> Phrases and Clauses with Punctuation
<b>L1.2</b> Identify Supporting Details	<b>IT L1</b> Determine Main Idea and Cite Supporting Details
<b>L1.3</b> Identify Direct and Implied Main Ideas	<b>LT L1</b> Determine Central Ideas and Supporting Details
	<b>IT L1</b> Determine Main Idea and Cite Supporting Details
<b>L1.4</b> Summarize Details	<b>IT L2</b> Analyze Important Details and Summarize Ideas
<b>L1.5</b> Identify a Theme	<b>LT L1</b> Determine Central Ideas and Supporting Details
	<b>LT L2</b> Identify Themes
	<b>LT L4</b> Analyze Character, Dialogue, and Setting
	<b>LT L5</b> Analyze Plot Events
<b>Chapter 1</b> Writer’s Workshop	<b>LT L2</b> Identify Themes
	<b>ERSA L7</b> Informative Essay: Select a topic
	<b>ERSA L8</b> Informative Essay: Write an Introduction
	<b>ERSA L9</b> Informative Essay: Organize Supporting Paragraphs
	<b>ERSA L10</b> Informative Essay: Write a Conclusion
	<b>ERSA L11</b> Write an Informative Essay
	<b>ERSA L12</b> Revise and Edit and Informative Essay
<b>SSM L8</b> Phrases and Clauses with Punctuation	
<b>L2.1</b> Sequence Events	<b>WP L1</b> Paragraph Structure and Topic Sentences
	<b>WP L6</b> Prewriting
	<b>WP L7</b> Writing
	<b>WP L8</b> Revising and Editing
	<b>LT L5</b> Analyze Plot Events
<b>L2.2</b> Infer Relationships Between Events, People, and Ideas	<b>IT L6</b> Analyze Sequence
	<b>IT L7</b> Understand and Use Multi-step Instructions
	<b>IT L10</b> Interpret and Apply Written Policies and Procedures
<b>L2.2</b> Infer Relationships Between Events, People, and Ideas	<b>LT L8</b> Make Inferences and Draw Conclusions
	<b>IT L1</b> Determine Main Idea and Cite Supporting Details
	<b>IT L2</b> Analyze Important Details and Summarize Ideas

The following abbreviations represent each of the following CCR Practice Workbooks in the table

**KEY:** **IT** = Reading Informational Text    **LT** = Reading Literary Text    **ERSA** = Extended Response and Short Answer  
**SSM** = Sentence Structure and Mechanics    **WP** = The Writing Process

HSE Achieve Lesson

CCR Practice Workbooks

<p><b>L2.3</b> Analyze Relationships Between Ideas</p>	<p><b>LT L4</b> Analyze Character, Dialogue, and Setting  <b>LT L5</b> Analyze Plot Events</p>
<p><b>L2.4</b> Determine Relationships between Implicit Ideas</p>	<p><b>IT L1</b> Determine Main Idea and Cite Supporting Details</p>
<p><b>L2.5</b> Analyze the Role of Details in Complex Texts</p>	<p><b>LT L8</b> Make Inferences and Draw Conclusions  <b>IT L1</b> Determine Main Idea and Cite Supporting Details  <b>SSM L1</b> Pronoun antecedent</p>
<p><b>Chapter 2</b> Writer’s Workshop</p>	<p><b>IT L6</b> Analyze Sequence  <b>IT L10</b> Interpret and Apply Written Policies and Procedures  <b>ERSA L1</b> Define Narrative Text  <b>SSM L8</b> Phrases and Clauses with Punctuation  <b>WP L3</b> Organization: Order of Importance and Sequence  <b>WP L6</b> Prewriting  <b>WP L7</b> Writing  <b>WP L8</b> Revising and Editing</p>
<p><b>L3.1</b> Determine Connotative and Figurative Meanings</p>	<p><b>LT L9</b> Interpret Language: Word Choice, Meaning, Tone, and Imagery  <b>IT L9</b> Interpret Vocabulary: Denotative, Connotative and Figurative Meanings  <b>SSM L3</b> Spelling</p>
<p><b>L3.2</b> Analyze Tone</p>	<p><b>LT L8</b> Make Inferences and Draw Conclusions  <b>LT L9</b> Interpret Language: Word Choice, Meaning, Tone, and Imagery  <b>IT L9</b> Interpret Vocabulary: Denotative, Connotative and Figurative Meanings  <b>WP L2</b> Tone and Diction</p>
<p><b>L3.3</b> Analyze Word Choice</p>	<p><b>LT L9</b> Interpret Language: Word Choice, Meaning, Tone, and Imagery  <b>IT L8</b> Determine Meaning: Technical Terms and Unknown Words  <b>IT L9</b> Interpret Vocabulary: Denotative, Connotative and Figurative Meanings</p>

The following abbreviations represent each of the following CCR Practice Workbooks in the table

**KEY:** **IT** = Reading Informational Text    **LT** = Reading Literary Text    **ERSA** = Extended Response and Short Answer  
**SSM** = Sentence Structure and Mechanics    **WP** = The Writing Process

<p><b>Chapter 3</b> Writer's Workshop</p>	<p><b>IT L9</b> Interpret Vocabulary: Denotative, Connotative and Figurative Meanings</p> <p><b>ERSA L7</b> Informative Essay: Select a topic  <b>ERSA L8</b> Informative Essay: Write an Introduction  <b>ERSA L9</b> Informative Essay: Organize Supporting Paragraphs  <b>ERSA L10</b> Informative Essay: Write a Conclusion  <b>ERSA L11</b> Write an Informative Essay  <b>ERSA L12</b> Revise and Edit and Informative Essay</p> <p><b>WP L6</b> Prewriting  <b>WP L7</b> Writing  <b>WP L8</b> Revising and Editing</p>
<p><b>L4.1</b> Analyze the Development of Ideas</p>	<p><b>LT L6</b> Analyze Relationships within Texts: Compare and Contrast  <b>LT L7</b> Analyze Relationships within Texts: Cause and Effect</p> <p><b>IT L3</b> Analyze Relationships within Texts: Compare and Contrast  <b>IT L4</b> Analyze Relationships within Texts: Cause and Effect  <b>IT L5</b> Analyze Text Structure  <b>IT L10</b> Interpret and Apply Written Policies and Procedures</p> <p><b>WP L3</b> Organization: Order of Importance and Sequence  <b>WP L4</b> Organization: Comparison and Contrast and Cause and Effect  <b>WP L5</b> Organization: Descriptions and Problem with Solutions</p>
<p><b>L4.2</b> Analyze How Structure Impacts Key Ideas</p>	<p><b>LT L4</b> Analyze Character, Dialogue, and Setting  <b>LT L5</b> Analyze Plot Events  <b>LT L6</b> Analyze Relationships within Texts: Compare and Contrast  <b>LT L7</b> Analyze Relationships within Texts: Cause and Effect</p> <p><b>IT L3</b> Analyze Relationships within Texts: Compare and Contrast  <b>IT L4</b> Analyze Relationships within Texts: Cause and Effect  <b>IT L5</b> Analyze Text Structure  <b>IT L6</b> Analyze Sequence</p> <p><b>WP L3</b> Organization: Order of Importance and Sequence  <b>WP L4</b> Organization: Comparison and Contrast and Cause and Effect  <b>WP L5</b> Organization: Descriptions and Problem with Solutions</p>
<p><b>L4.3</b> Analyze the Effects of Transitional and Signal Words</p>	<p><b>LT L6</b> Analyze Relationships within Texts: Compare and Contrast  <b>LT L7</b> Analyze Relationships within Texts: Cause and Effect</p> <p><b>IT L3</b> Analyze Relationships within Texts: Compare and Contrast  <b>IT L4</b> Analyze Relationships within Texts: Cause and Effect  <b>IT L5</b> Analyze Text Structure</p>

The following abbreviations represent each of the following CCR Practice Workbooks in the table

**KEY:** **IT** = Reading Informational Text    **LT** = Reading Literary Text    **ERSA** = Extended Response and Short Answer  
**SSM** = Sentence Structure and Mechanics    **WP** = The Writing Process

**HSE Achieve Lesson**

**CCR Practice Workbooks**

<p><b>L4.3</b> Analyze the Effects of Transitional and Signal Words</p>	<p><b>WP L3</b> Organization: Order of Importance and Sequence  <b>WP L4</b> Organization: Comparison and Contrast and Cause and Effect  <b>WP L5</b> Organization: Descriptions and Problem with Solutions</p>
<p><b>Chapter 4</b> Writer’s Workshop</p>	<p><b>ERSA L2</b> Persuasive Text: Write an Introduction  <b>ERSA L3</b> Persuasive Text: Write Supporting Paragraphs  <b>ERSA L4</b> Persuasive Text: Write a Conclusion  <b>ERSA L5</b> Write a Persuasive Essay  <b>ERSA L6</b> Revise and Edit a Persuasive Essay</p> <p><b>WP L6</b> Prewriting  <b>WP L7</b> Writing  <b>WP L8</b> Revising and Editing</p>
<p><b>L5.1</b> Determine Author’s Purpose and Point of View</p>	<p><b>LT L3</b> Determine an Author’s Purpose and Point of View  <b>IT L10</b> Interpret and Apply Written Policies and Procedures</p>
<p><b>L5.2</b> Analyze How Author’s Purpose Determines Structure</p>	<p><b>LT L3</b> Determine an Author’s Purpose and Point of View  <b>LT L5</b> Analyze Plot Events  <b>LT L6</b> Analyze Relationships within Texts: Compare and Contrast</p> <p><b>IT L3</b> Analyze Relationships within Texts: Compare and Contrast  <b>IT L4</b> Analyze Relationships within Texts: Cause and Effect  <b>IT L5</b> Analyze Text Structure  <b>IT L6</b> Analyze Sequence</p>
<p><b>L5.3</b> Infer Author’s Purpose</p>	<p><b>LT L3</b> Determine an Author’s Purpose and Point of View</p>
<p><b>L5.5</b> Analyze Author’s Intention and Effect</p>	<p><b>SSM L4</b> Modifiers</p>
<p><b>Chapter 5</b> Writer’s Workshop</p>	<p><b>IT L9</b> Interpret Vocabulary: Denotative, Connotative and Figurative Meanings</p> <p><b>ERSA L2</b> Persuasive Text: Write an Introduction  <b>ERSA L3</b> Persuasive Text: Write Supporting Paragraphs  <b>ERSA L4</b> Persuasive Text: Write a Conclusion  <b>ERSA L5</b> Write a Persuasive Essay  <b>ERSA L6</b> Revise and Edit a Persuasive Essay</p> <p><b>SSM L1</b> Pronoun antecedent</p> <p><b>WP L6</b> Prewriting  <b>WP L7</b> Writing  <b>WP L8</b> Revising and Editing</p>
<p><b>L6.2</b> Identify Supporting Evidence</p>	<p><b>IT L1</b> Determine Main Idea and Cite Supporting Details  <b>IT L10</b> Interpret and Apply Written Policies and Procedures</p>
<p><b>L6.5</b> Identify and Evaluate Underlying Premise</p>	<p><b>IT L10</b> Interpret and Apply Written Policies and Procedures</p>

The following abbreviations represent each of the following CCR Practice Workbooks in the table

**KEY:** **IT** = Reading Informational Text    **LT** = Reading Literary Text    **ERSA** = Extended Response and Short Answer  
**SSM** = Sentence Structure and Mechanics    **WP** = The Writing Process

HSE Achieve Lesson

CCR Practice Workbooks

<b>Chapter 6</b> Writer's Workshop	<b>ERSA L2</b> Persuasive Text: Write an Introduction
	<b>ERSA L3</b> Persuasive Text: Write Supporting Paragraphs
	<b>ERSA L4</b> Persuasive Text: Write a Conclusion
	<b>ERSA L5</b> Write a Persuasive Essay
	<b>ERSA L6</b> Revise and Edit a Persuasive Essay
	<b>SSM L2</b> Subject-verb agreement
	<b>WP L6</b> Prewriting
	<b>WP L7</b> Writing
	<b>WP L8</b> Revising and Editing
<b>L7.1</b> Compare Similar Topics in Different Formats	<b>IT L6</b> Analyze Relationships within Texts: Compare and Contrast
	<b>IT L3</b> Analyze Relationships within Texts: Compare and Contrast
	<b>IT L10</b> Interpret and Apply Written Policies and Procedures
<b>L7.2</b> Compare Similar Genres	<b>LT L4</b> Analyze Character, Dialogue, and Setting
<b>L7.3</b> Analyze Two Arguments	<b>IT L3</b> Analyze Relationships within Texts: Compare and Contrast
<b>Chapter 7</b> Writer's Workshop	<b>ERSA L7</b> Informative Essay: Select a topic
	<b>ERSA L8</b> Informative Essay: Write an Introduction
	<b>ERSA L9</b> Informative Essay: Organize Supporting Paragraphs
	<b>ERSA L10</b> Informative Essay: Write a Conclusion
	<b>ERSA L11</b> Write an Informative Essay
	<b>ERSA L12</b> Revise and Edit and Informative Essay
	<b>SSM L3</b> Spelling
	<b>WP L4</b> Organization: Comparison and Contrast and Cause and Effect
	<b>WP L6</b> Prewriting
<b>WP L7</b> Writing	
	<b>WP L8</b> Revising and Editing

The following abbreviations represent each of the following CCR Practice Workbooks in the table

**KEY:** **IT** = Reading Informational Text    **LT** = Reading Literary Text    **ERSA** = Extended Response and Short Answer  
**SSM** = Sentence Structure and Mechanics    **WP** = The Writing Process






# Reading

Use these *College and Career Readiness (CCR) Practice Workbook: Reading Literary Text* and *Reading Informational Text* lessons to provide additional practice for the following *Reading Basics: Intermediate 1* lessons.

Reading Basics Lesson	CCR Practice Workbooks
<b>L1.1</b> Recognize and Recall Details	<b>IT L1</b> Determine Main Idea and Cite Supporting Details
	<b>LT L1</b> Determine Central Ideas and Supporting Details
<b>L1.2</b> Understand Stated Concepts	<b>IT L10</b> Interpret and Apply Written Policies and Procedures
<b>L1.3</b> Draw Conclusions	<b>LT L8</b> Make Inferences and Draw Conclusions
<b>L1.4</b> Summarize and Paraphrase	<b>IT L2</b> Analyze Important Details and Summarize Ideas
<b>L1.5</b> Compare and Contrast	<b>IT L3</b> Analyze Relationships within Texts: Compare and Contrast
	<b>LT L6</b> Analyze Relationships within Texts: Compare and Contrast
<b>L1.7</b> Find the Main Idea	<b>IT L1</b> Determine Main Idea and Cite Supporting Details
	<b>LT L1</b> Determine Central Ideas and Supporting Details
<b>L2.1</b> Identify Sequence	<b>IT L6</b> Analyze Sequence
	<b>IT L7</b> Understand and Use Multi-step Instructions
	<b>IT L10</b> Interpret and Apply Written Policies and Procedures
<b>L2.2</b> Use Supporting Evidence	<b>IT L10</b> Interpret and Apply Written Policies and Procedures
	<b>IT L1</b> Determine Main Idea and Cite Supporting Details
<b>L2.3</b> Identify Style Techniques	<b>IT L9</b> Interpret Vocabulary: Denotative, Connotative and Figurative Meanings
	<b>LT L9</b> Interpret Language: Word Choice, Meaning, Tone, and Imagery
<b>L2.5</b> Recognize Author's Effect and Intention	<b>IT L10</b> Interpret and Apply Written Policies and Procedures
	<b>LT L3</b> Determine an Author's Purpose and Point of View
<b>L3.2</b> Identify Cause and Effect	<b>LT L7</b> Analyze Relationships within Texts: Cause and Effect
<b>L3.4</b> Recognize Character Traits	<b>LT L4</b> Analyze Character, Dialogue, and Setting

The following abbreviations represent each of the following CCR Practice Workbooks in the table

**KEY:** **IT** = Reading Informational Text    **LT** = Reading Literary Text




# Reading

Use these *College and Career Readiness (CCR) Practice Workbook: Reading Literary Text* and *Reading Informational Text* lessons to provide additional practice for the following *Reading Basics: Intermediate 2* lessons.

Reading Basics Lesson	CCR Practice Workbooks
<b>L1.1</b> Recognize and Recall Details	<b>IT L1</b> Determine Main Idea and Cite Supporting Details
	<b>LT L1</b> Determine Central Ideas and Supporting Details
<b>L1.2</b> Understand Stated Concepts	<b>IT L10</b> Interpret and Apply Written Policies and Procedures
<b>L1.3</b> Draw Conclusions	<b>LT L8</b> Make Inferences and Draw Conclusions
<b>L1.4</b> Summarize and Paraphrase	<b>IT L2</b> Analyze Important Details and Summarize Ideas
	<b>IT L10</b> Interpret and Apply Written Policies and Procedures
<b>L1.5</b> Identify Cause and Effect	<b>IT L4</b> Analyze Relationships within Texts: Cause and Effect
	<b>IT L10</b> Interpret and Apply Written Policies and Procedures
	<b>LT L7</b> Analyze Relationships within Texts: Cause and Effect
<b>L1.6</b> Identify Style Techniques	<b>IT L9</b> Interpret Vocabulary: Denotative, Connotative and Figurative Meanings
	<b>LT L9</b> Interpret Language: Word Choice, Meaning, Tone, and Imagery
<b>L1.7</b> Find the Main Idea	<b>IT L1</b> Determine Main Idea and Cite Supporting Details
	<b>IT L10</b> Interpret and Apply Written Policies and Procedures
	<b>LT L1</b> Determine Central Ideas and Supporting Details
<b>L2.1</b> Identify Sequence	<b>IT L6</b> Analyze Sequence
<b>L2.2</b> Understand Consumer Materials	<b>IT L10</b> Interpret and Apply Written Policies and Procedures
<b>L2.4</b> Recognize Character Traits	<b>LT L4</b> Analyze Character, Dialogue, and Setting
<b>L2.5</b> Use Supporting Evidence	<b>IT L1</b> Determine Main Idea and Cite Supporting Details
	<b>IT L10</b> Interpret and Apply Written Policies and Procedures
<b>L2.6</b> Identify Author's Purpose	<b>LT L3</b> Determine an Author's Purpose and Point of View
<b>L3.2</b> Recognize Author's Effect and Intention	<b>LT L3</b> Determine an Author's Purpose and Point of View
<b>L3.3</b> Compare and Contrast	<b>IT L3</b> Analyze Relationships within Texts: Compare and Contrast
	<b>LT L6</b> Analyze Relationships within Texts: Compare and Contrast

The following abbreviations represent each of the following CCR Practice Workbooks in the table

**KEY:** **IT** = Reading Informational Text    **LT** = Reading Literary Text




# Reading

Use these *College and Career Readiness (CCR) Practice Workbook: Reading Literary Text* and *Reading Informational Text* lessons to provide additional practice for the following *Reading Basics: Advanced* lessons.

Reading Basics Lesson	CCR Practice Workbooks
<b>L1.1</b> Recognize and Recall Details	<b>IT L1</b> Determine Main Idea and Cite Supporting Details
	<b>IT L10</b> Interpret and Apply Written Policies and Procedures
	<b>LT L1</b> Determine Central Ideas and Supporting Details
<b>L1.3</b> Draw Conclusions	<b>LT L8</b> Make Inferences and Draw Conclusions
<b>L1.4</b> Summarize and Paraphrase	<b>IT L2</b> Analyze Important Details and Summarize Ideas
	<b>IT L10</b> Interpret and Apply Written Policies and Procedures
<b>L1.5</b> Identify Cause and Effect	<b>IT L4</b> Analyze Relationships within Texts: Cause and Effect
	<b>LT L7</b> Analyze Relationships within Texts: Cause and Effect
<b>L1.6</b> Understand Author's Purpose	<b>LT L3</b> Determine an Author's Purpose and Point of View
	<b>IT L10</b> Interpret and Apply Written Policies and Procedures
<b>L1.7</b> Find the Main Idea	<b>IT L1</b> Determine Main Idea and Cite Supporting Details
	<b>IT L10</b> Interpret and Apply Written Policies and Procedures
	<b>LT L1</b> Determine Central Ideas and Supporting Details
<b>L2.1</b> Identify Sequence	<b>IT L6</b> Analyze Sequence
	<b>IT L7</b> Understand and Use Multi-step Instructions
<b>L2.4</b> Use Supporting Evidence	<b>IT L1</b> Determine Main Idea and Cite Supporting Details
	<b>IT L10</b> Interpret and Apply Written Policies and Procedures
<b>L2.5</b> Recognize Character Traits	<b>IT L10</b> Interpret and Apply Written Policies and Procedures
	<b>LT L4</b> Analyze Character, Dialogue, and Setting
<b>L2.6</b> Identify Style Techniques	<b>IT L9</b> Interpret Vocabulary: Denotative, Connotative and Figurative Meanings
	<b>LT L9</b> Interpret Language: Word Choice, Meaning, Tone, and Imagery
<b>L3.1</b> Make Generalizations	<b>IT L10</b> Interpret and Apply Written Policies and Procedures
<b>L3.2</b> Recognize Author's Effect, and Intention	<b>LT L3</b> Determine an Author's Purpose and Point of View
<b>L3.3</b> Compare and Contrast	<b>IT L3</b> Analyze Relationships within Texts: Compare and Contrast
	<b>LT L6</b> Analyze Relationships within Texts: Compare and Contrast

The following abbreviations represent each of the following CCR Practice Workbooks in the table

**KEY:** **IT** = Reading Informational Text    **LT** = Reading Literary Text



# Reading

Use these *College and Career Readiness (CCR) Practice Workbook: Reading Informational Text* lessons to provide additional practice for the following *Workplace Skills: Reading for Information* lessons.

Workplace Skills Lesson	CCR Practice Workbooks
<b>L1</b> Identify Main Idea and Details	<b>L1</b> Determine Main Idea and Cite Supporting Details
<b>L2</b> Choose Correct Meanings of Words	<b>L8</b> Determine Meaning: Technical Terms and Unknown Words
<b>L3</b> Define Common Workplace Words	<b>L8</b> Determine Meaning: Technical Terms and Unknown Words
<b>L4</b> Follow a Series of Steps	<b>L6</b> Analyze Sequence <b>L7</b> Understand and Use Multi-step Instructions
<b>L5</b> Apply Instructions to a Situation	<b>L6</b> Analyze Sequence <b>L7</b> Understand and Use Multi-step Instructions
<b>L6</b> Identify Important Details	<b>L1</b> Determine Main Idea and Cite Supporting Details <b>L2</b> Analyze Important Details and Summarize Ideas
<b>L7</b> Determine Word Meanings from Reading Material	<b>L8</b> Determine Meaning: Technical Terms and Unknown Words
<b>L8</b> Apply Multi-Step Instructions	<b>L6</b> Analyze Sequence <b>L7</b> Understand and Use Multi-step Instructions
<b>L9</b> Choose the Correct Action When Conditions Change	<b>L10</b> Interpret and Apply Written Policies and Procedures
<b>L10</b> Identify Word Meanings	<b>L8</b> Determine Meaning: Technical Terms and Unknown Words
<b>L11</b> Identify Meanings of Acronyms	<b>L8</b> Determine Meaning: Technical Terms and Unknown Words
<b>L12</b> Define Technical Workplace Words	<b>L8</b> Determine Meaning: Technical Terms and Unknown Words
<b>L13</b> Apply Technical Words in Various Situations	<b>L8</b> Determine Meaning: Technical Terms and Unknown Words
<b>L14</b> Apply Instructions to New Situations	<b>L6</b> Analyze Sequence <b>L7</b> Understand and Use Multi-step Instructions
<b>L15</b> Apply Instructions to Similar Situations	<b>L6</b> Analyze Sequence <b>L7</b> Understand and Use Multi-step Instructions
<b>L16</b> Recognize Underlying Details	<b>L1</b> Determine Main Idea and Cite Supporting Details
<b>L17</b> Use Technical Terms and Jargon in New Situations	<b>L8</b> Determine Meaning: Technical Terms and Unknown Words
<b>L18</b> Identify the Less Common Meaning of a Word	<b>L8</b> Determine Meaning: Technical Terms and Unknown Words

**Workplace Skills Lesson****CCR Practice Workbooks**

<b>L19</b> Apply Complicated Instructions to New Situations	<b>L6</b> Analyze Sequence <b>L7</b> Understand and Use Multi-step Instructions
<b>L20</b> Determine Principles Behind Workplace Directives	<b>L10</b> Interpret and Apply Written Policies and Procedures
<b>L21</b> Apply Principles to New Situations	<b>L10</b> Interpret and Apply Written Policies and Procedures
<b>L22</b> Explain the Rationale Behind Workplace Communications	<b>L10</b> Interpret and Apply Written Policies and Procedures
<b>L23</b> Determine Meaning of Uncommon Words	<b>L8</b> Determine Meaning: Technical Terms and Unknown Words
<b>L24</b> Determine Meaning of Technical Terms and Jargon	<b>L8</b> Determine Meaning: Technical Terms and Unknown Words
<b>L25</b> Apply Principles and Policies to New Situations	<b>L10</b> Interpret and Apply Written Policies and Procedures

# McGraw-Hill Education College and Career Readiness Resources

The resources listed below are all student materials. Please note that for all programs listed except for the *Achieving TABE Success Series*, there are additional teacher resources available that include instructional guidance, activities, and suggestions for providing comprehensive coverage of the standards and skills being taught within the student lesson. For more information about all of these series, or to contact a sales representative, go to [www.mheducation.com](http://www.mheducation.com).

## Achieving TABE Success

Achieving TABE Success In Reading, Level M Workbook	978-0-07-704460-2	Achieving TABE Success In Mathematics, Level M Workbook	978-0-07-704468-8
Achieving TABE Success in Reading, Level M Reader	978-0-07-704464-0	Achieving TABE Success In Language, Level M Workbook	978-0-07-704456-5
Achieving TABE Success In Reading, Level D Workbook	978-0-07-704461-9	Achieving TABE Success In Mathematics, Level D Workbook	978-0-07-704469-5
Achieving TABE Success in Reading, Level D Reader	978-0-07-704465-7	Achieving TABE Success In Language, Level D Workbook	978-0-07-704457-2
Achieving TABE Success in Reading, Level A Workbook	978-0-07-704462-6	Achieving TABE Success in Mathematics, Level A Workbook	978-0-07-704470-1
Achieving TABE Success in Reading, Level A Readers	978-0-07-704466-4	Achieving TABE Success in Language, Level A Workbook	978-0-07-704458-9

## Reading Basics

Reading Basics, Intermediate 1	978-0-80-920667-4	Reading Basics, Intermediate 1 Reader	978-0-07-659101-5
Reading Basics, Intermediate 2	978-0-80-920668-1	Reading Basics, Intermediate 2 Reader	978-0-07-659102-2
Reading Basics, Advanced	978-0-80-920669-8	Reading Basics, Intermediate 3 Reader	978-0-07-659103-9

### Workforce Skills

Workplace Skills, Reading for Information	978-0-07-655574-1	Workplace Skills, Locating Information	978-0-07-657482-7
Workplace Skills, Applied Mathematics	978-0-07-657481-0		

### EMPower Math

EMPower Math, Keeping Things in Proportion: Reasoning with Ratios, Student Edition	978-0-07-662093-7	EMPower Math, Over, Around, and Within: Geometry and Measurement, Student Edition	978-0-07-662089-0
EMPower Math, Seeking Patterns, Building Rules: Algebraic Thinking, Student Edition	978-0-07-662088-3	EMPower Math, Many Points Make a Point: Data and Graphs, Student Edition	978-0-07-662087-6
EMPower Plus, Using Benchmarks: Fractions, Decimals, and Percents, Student Edition	978-0-07-672134-4	EMPower Plus, Everyday Number Sense: Mental Math and Visual Models, Student Edition	978-0-07-672136-8
EMPower Plus, Split It Up: More Fractions, Decimals, and Percents, Student Edition	978-0-07-672137-5		

### High School Equivalency Basics

HSE Basics, Writing Core Subject Module	978-0-02-135564-8	HSE Basics, Social Studies Core Subject Module	978-0-07-657521-3
HSE Basics, Mathematics Core Subject Module	978-0-07-657519-0	HSE Basics, Science Core Subject Module	978-0-07-657552-7
		HSE Basics, Reading Core Subject Module	978-0-07-657520-6

### High School Equivalency Achieve

HSE Achieve Reading And Writing Subject Module	978-0-02-143256-1	HSE Achieve, Science Subject Module	978-0-02-140015-7
HSE Achieve, Mathematics Subject Module	978-0-02-143257-8	HSE Achieve, Social Studies Subject Module	978-0-02-135564-8